



## Themes Presented In Charlotte Diamond's Songs And Stories

*The letters following each title indicate on which recording or video it is found.*



(C) 10 Carrot Diamond,  
(R) Diamond in the Rough,  
(S) Qu'il y ait toujours le soleil,  
(D) Diamonds and Dragons,  
(CH) The Christmas Gift,  
(G) My Bear Gruff,  
(P) Soy una Pizza,  
(Day) Diamonds and Daydreams,  
(W) Charlotte Diamond's World  
(F) Nous sommes tous comme les fleurs  
(V1) Diamonds and Dragons DVD Video  
(V2) 10 Crunchy Carrots DVD Video

## The Environment

Earth, Water, Air and Fire (D)  
Stop and Listen (D)  
May There Always be Sunshine (C)(V2)(S)  
The Forest is Calling (G)  
Listen to the Water (G)  
We Need Water (W)  
When the Tide Goes Out (W)

## Water and The Weather

Hello Winter (D)  
Earth, Water, Air and Fire (D)  
Octopus (C)(V2)(P)(S)  
Rubber Blubber Whale (D)  
Puddles (G)  
It's a Rainy Day (G) (F)  
Listen to the Water (G)  
We Need Water (W)  
Singin' in the Rain (W)

## Seasons, Days of the Week

Hello Winter (all the seasons)(D)  
Looking for Dracula (Halloween) (C)  
Sing in the Spring (R)  
The Days of the Week (R)  
Circles (W)

## Animals in Nature

The Foolish Frog (R)  
Metamorphosis (R)  
Slimy the Slug (D) & (V1)  
Rubber Blubber Whale (D)  
Octopus (C)&(V2)(P)(S)  
Spider's Web (C)&(V2)(P)(S)  
The Keeper would a-hunting go (CH)  
Five Little Sparrows (G)  
Splishin' and Splashin' (W)

## Pets

Animals Have Personality (D)&(V1)  
I Wanna be a Dog (C)&(V2)  
I Wanna a Purple Kitty (D)  
My Bear Gruff (G)  
Y'a un chat (Cat at the Door) (G) (F)  
Little Black Dog (Day)  
Mi Caramelita (Day) (P) (F)  
Snuggle with Your Puppy (W)  
Giddyup Pony (W)

## Unusual Animals

Boa Constrictor (R)  
Sasquatch (C)&(V2)

Dicky Dinosaur (D)&(V1)  
The Imp with Blood-red Eyes (D)  
Fly High Unicorn (D)&(V1)  
Slimy the Slug (D)&(V1)  
Wee Kirkcudbright Centipede (G)  
The Carousel (Day)&(V2)

## Plants

Each of us is a Flower (C)(V2)(P)(F)  
The Garden Song (C)  
The Giving Tree (CH)  
What Kind of Tree are You? (R)  
Wildflowers (G)

## Food

I am a Pizza (C)(V2)(P)(S)  
All the Nations Like Banana (G) (F)  
Bats ta pate (Making Bread) (G) (F)  
10 Crunchy Carrots (C)&(V2) (F)  
New Potato Polka (W)

## Rhythms of the World, Dance songs

La Bamba (Mexico)(C)(V1)(P)(S)  
Alegria (Peru) (CH)  
La Bastringue (Fr. Canada)(R)&(V1)  
Collinda (Louisiana) (R)  
The Huron Carol (Canada) (CH)  
Zulu Carol (South Africa) (CH)  
Wee Kirkcudbright Centipede  
(Scotland) (G)  
All the Nations Like Banana (G) (F)  
(Nicaragua)  
All Mixed Up (W)

## Pride in Our Heritage and Diversity

Look Through the Kaleidoscope (W)  
Skookumchuck (W) First Nations  
All Mixed Up (W)  
When I First Came to this Land (R)  
May There Always Be Sunshine (C)(V2)(S)  
The Imp with Blood-red Eyes (D)  
All the Nations Like Banana (G) (F)  
The Wisest Old Woman & Man (Day)



## Page 2 – Themes Winter Celebrations Around the World

(All found on "The Christmas Gift")

Feliz Navidad (Latin America)

Alegria (Peruvian Carol)

The Huron Carol (Canada)

Here we come a-wassailing (England)

Petit Papa Noel (France)

The Virgin Mary (Caribbean)

What Shall I Give to the Child (Spain)

Silver Bells (USA)

Silent Night - Stille Nacht (Germany)

Zulu Carol (South Africa)

S'vivon - Little Dreydl Spin (Israel)

The Toy at the Bottom of the Stocking

The Giving Tree

**Hello, Winter** ("Diamonds and Dragons")

**Bonjour l'hiver** ("Bonjour l'hiver")

## Self-esteem

Donne-moi la main - Give me your hand (R)

(S) Toma mi mano (P)

Four Hugs a Day (C)(V2)(P)(S)

The Hug Bug (R)(V1)(F)

Lucky Streak (D)(V1)(P)

Love Me For Who I Am (C) (F)

You Can Make a Miracle (D)

You Never Praise Me Enough (R)

The Whistling Paper Boy (G)

Wounded Bird (G)

My Bear Gruff (G)

Everyday Angel (Day)

Patience (W)

Leave the World a Little Better (W) (F)

## Quiet Songs

Eriskay Love Lilt (Day)

Suo-Gan / All Through The Night (Day)

Goodnight Mistress Moon (Day)

Morningtown Ride (Day)

Sh! Sh! Fingers (Day)

## Coping With Change

Metamorphosis (R)

Cooperation (D) (V1)

Patience (W)

Roots and Wings (Day)

## Joy of Learning - Curiosity and Creativity

Two Books (G)

Dragons and Dinosaurs (D)

Spider's Web (C)(V2)(P)(S)

Close Your Eyes (R)

Fly High Unicorn (D)&(V1)

One Dream (Day)

The Carousel (Day)& (V2)

Favourite Things (Day)

My School is the World (W) (F)

## Making Your Own Music

The Whistling Paper Boy (G)

Stop and Listen (sound effects)(D)

Bats ta pate (clapping song) (G) (F)

La Bamba (hand percussion) (C)&(V1)

Giddyup Pony (gallops and trots) (W)

## Family Life

Why Did I Have to Have a Sister? (C)

The Laundry (D)&(V1)

No More Dishes (G)

Procrastination (G)

Four Hugs a Day (C)(V2)(P)(S)

The Hug Bug (R)(V1)(F)

The Toy at the Bottom of the Stocking (CH)

Hush Little Baby (Day)

Grandma's Eyes (Day)

A Mother is Forever (Day)

Two Good Reasons (W)

Circles (All my Life's a Circle) (W)







## The Walking School Bus

By Charlotte Diamond

© Charlotte Diamond Music 2004, SOCAN

### INTRO

Vroom, Vroom ... Beep, Beep, Beep!  
Riding the Walking School Bus. X 2

### CHORUS

When I go to my school,  
I like to walk and I'm no fool,  
With my friends, I'm just fine,  
Riding the Walking School Bus.

1.

One of our parents comes along,  
We whistle and talk or sing a song,  
Who needs a car when it's not too far?  
Riding the Walking School Bus.

### BRIDGE

Two by two we cross the street,  
Look left and right, then pick up our feet,  
We don't run, we stay together,  
Walking to school in all kinds of weather.

Rain? *Sure!* Snow? *Of course!*  
Windy? *Fine!* How about sunshine?  
*Walking in sunshine!*

2.

I like walking in fresh air,  
With my friends, I haven't a care.  
Looking for birds, bugs and bears!  
Riding the Walking School Bus.

3.

On the way back home, we've stories to tell,  
What's new in school, which words we can spell?  
One by one we say, "Good bye",  
Riding the Walking School Bus.

### BRIDGE

### CHORUS

### TAG

Vroom, Vroom ... Beep, Beep, Beep!

Who needs a car when it's not too far?  
Vroom, Vroom ... Beep, Beep, Beep!  
Riding the Walking School Bus.  
Riding the Walking ... School Bus!  
This song was inspired after I visited an Elementary School in Mississauga, Ontario. So many children arrived at school in a car when they only lived a few blocks away. The traffic congestion was horrendous! Walking to school not only provides great exercise, but also builds a child's connection to the community. Friendships are formed, stories are told, and there is so much to observe and learn as we walk in groups. Children learn the safety rules through practise. Walking together also provides the parent volunteers with a connection to the neighbourhood children and the school. In my own community of Richmond, B.C., I had heard of the Walking School Bus and Walk to School Week in October. I wanted to create a song that would support those programs.

The History of the Walking School Bus  
The Walking School Bus originated in Brisbane, Australia in the early nineties as one way to reduce school traffic problems. Since then, it has been used in many communities around the world. There are many variations, for example, in Great Britain; the Walking School Bus is called the 'Crocodile'. You can add 'riding the crocodile' to my song and it sounds great! There is a growing interest internationally and there are other 'safe routes to school' organizations in Asia and Europe.

The concept is simple. Parents act as bus drivers, each taking a shift or two per week. They wear a brightly coloured vest or hat for visibility. As bus drivers, they walk a prescribed

route, at a prescribed time, to or from the school, picking up children along the way. There are many variations, such as children walking in groups or walking with a buddy. Many schools have constructed an actual bus with a covered wagon that can carry the children's packs as they walk. There are several organizations that can help schools get started in developing safe routes to school such as the Walking School Bus.

In B.C. Canada, visit:

DASH [www.dashbc.org](http://www.dashbc.org) and

HASTE [www.hastebc.org](http://www.hastebc.org)

In Ontario, Canada

[www.saferoutestoschool.ca](http://www.saferoutestoschool.ca),

In the rest of Canada,

[www.goforgreen.ca](http://www.goforgreen.ca) In the USA

[www.walktoschool.org](http://www.walktoschool.org)

Internationally

[www.iwalktoschool.org](http://www.iwalktoschool.org)

Visit Charlotte's Web Site for more information and to hear her song.

[www.charlottediamond.com](http://www.charlottediamond.com)

Hug Bug Music – (604) 274-8216



# THE P.R.I.Z.E. METHOD of teaching Songs

- P. **PROPS, PUPPETS & DRAMA** - make the words come alive visually
- R. **RHYTHM and MOVEMENT** - find the beat and move to it
- I. **IMAGINATION** - stimulate creativity, a sense of wonder and discovery
- Z. **ZIPPER SONGS** - write new songs by adding variations to those you know
- E. **ECHO - CALL AND RESPONSE** - the easiest way to teach a song

*Try these ideas with any song, poem or story!*

## PROPS, PUPPETS AND DRAMA - *Appeal to the eyes!*

- Props enhance the visual impact, add a sense of fun and comedy, reduce the inhibitions of the teacher and the children and increase comprehension of the words.
- A felt board with felt figures or stick puppets with paper figures can animate a story or song. For example, a **Slippery fish** is eaten by an **Octopus**, who is eaten by a **Tuna Fish**, who is eaten by a **Great White Shark**...etc.
- Puppets allow the focus to pass to a puppet, teddy bear or stuffed animal who can present a different point of view. Puppets encourage conversation and problem solving. Do you have a classroom mascot, like the **Hug Bug** or another animal that can spend time with a child on a special day?
- Drama encourages children to enter the world of fantasy and imagination through simple costumes: hats, dark glasses, boots, umbrellas, a laundry basket, Dracula cape and binoculars, dog ears, slug antennae, face paint, ribbon sticks and bubble wands. Change your voice to suit the characters, such as, Dracula, a Dog, a Bear or Sasquatch.
- Suggested songs: "I Wanna Be a Dog", "Dicky Dinosaur", "Slimy the Slug", "The Hug Bug", "Looking for Dracula", "The Laundry Monster", "My Bear Gruff", "Puddles", "Octopus", "I am a Bubble", "Singin' in the Rain", "Snuggle with Your Puppy"

## RHYTHM - *Let's get moving!*

- Children love rhythm; it makes the lyrics of a song or chant easier to learn and to remember. Hand claps, finger snaps, and sound effects help to develop a sense of rhythm.

- Rhythmic body movement encourages physical or kinesthetic involvement with the song, for example, sign language or gesture, simple dance steps and clapping with a partner.
- Ribbon sticks and scarves follow the flow of the music and allow a child to explore the space around her/him.
- Songs that come from other lands or cultures are easier to teach when we start with the rhythmic pulse of the music. Make simple percussion instruments based on authentic instruments, such as, maracas, claves, guiros, tambourines and rain sticks.
- Suggested rhythmic songs - "La Bamba", "Stop and Listen", "Co-operation", "Rubber Blubber Whale", "Dicky Dinosaur", "Zulu Carol", "Feliz Navidad", "All the Nations Like Banana", "Bats ta pâte", "The Carousel", "Mornintown Ride", "Giddyup Pony", "Splishin' and Splashin'", "New Potato Polka".

## MOVEMENT, GESTURE & SIGN LANGUAGE -*Talk with our hands and body!*

- Rhythmic movement unifies the group. Holding hands in a circle is a wonderful way to begin and end the day. "Donne-moi la main" (Give Me Your Hand) "Toma mi mano"
- Movement increases attention span and participation. When a movement crosses the body midline, both sides of the brain become involved. (Four Hugs a Day or 10 Crunchy Carrots)
- Sign language increases comprehension and introduces the language of the hearing-impaired.
- Suggested songs: "Four Hugs a Day", "May There Always Be Sunshine", "Spider's Web", "Each of Us Is a Flower", "Dicky Dinosaur", "What Kind of Tree Are You", "Octopus", "Sing in the Spring", "5 Little Sparrows", "Listen to the Water", "De Colores", "Roots and Wings", "Sh! Sh! Fingers", "Leave the World a Little Better", "Look Through the Kaleidoscope", "Lucky Streak".

## IMAGINATION - *Let's pretend!*

- The magic words, "Let's pretend" always evoke a sense of mystery, suspense and discovery.
- Use music to stimulate a child's creative development through word-play and role-play. A stormy day, a special event, classroom news, such as a new puppy can lead into song or story. Be spontaneous when children have a keen interest in a topic. Learning comes from fascination.
- Draw while listening to music. A song can create

a mood or expand on a theme.

- Suggested songs and stories: - "Looking For Dracula", "Two Books", "Fly High Unicorn", "Spider's Web", "The Carousel & My Favourite Things", "Dragons and Dinosaurs", "Goodnight Mistress Moon", "I Wanna Be a Dog", "Skookumchuck", "My School is the World".

## ZIPPER SONGS - *Let's make up a new song!*

- Encourage children to compose their own songs by adapting songs they already know. For example: "I am a **Pizza**" could become "I am a **Sandwich**", "I am a **Bubble**", or "I'm a **Guitar**".
- Take the pattern of "My Bear **Gruff**" and add other animals whose names end in "uff" - **Puff**, **Fluff**, **Tuff** and **Ruff**. Change "I Wanna be a **Dog**" to a **Bear**, a **Whale** or a **Seal**.
- "May There Always Be **Sunshine**" - May there always be eagles, whales, rhinos or other endangered species. May there always be friends, sisters, brothers, cousins, grandparents.
- Suggested zipper songs: "Listen to the Water", "It's a Rainy Day", "Sing in the Spring", "Sh! Sh! Fingers", "What Kind of Tree Are You?" (What Kind of **Fish** Are You?), "Splishin' and Splashin'", "We Need Water", "Leave the World a Little Better" (a little **kinder**, a little **brighter**)


## ECHO SONGS (Call and Response) - *Let's take turns being the leader!*

- Echoing is one of the most effective ways of teaching lyrics and melody to children.
- The group can be divided in two, one group leads and the other echoes.
- Echoing is excellent for teaching English as a Second Language, or introducing another language. The teacher can hear more clearly the response of individual children. The children can see how the teacher forms the words, then imitate mouth shape as well as sound.
- Suggested Echo Songs: "I am a Pizza" (Je suis une pizza) (Soy una Pizza), "Puddles", "Sasquatch", "Looking for Dracula", "The Days of the Week", "The Zulu Carol", "I am a Bubble".

*Remember to include quiet songs during the day to rest, soothe and nurture our softer side.*







## **SAMPLE LESSON PLANS**

### ***For Charlotte Diamonds Music***

#### **1. THE HUG BUG**

- Children can act out the moods as they sing the song - feeling sad, a sniffly cold, or falling off their bike. Then talk about other situations when we need a hug or a kind word to feel better. Discuss how to be a good friend, a caring brother or sister.
- Draw Hug Bugs or make them out of hearts (for Valentines Day) or Paper Bags Hug Bugs with six legs attached. Hug Bugs come in many different shapes, sizes and colours. Hug Bugs can be made as a gift for a parent or taken to a nearby Senior's Facility.
- Vary the song by adding an echo to the chorus: "It's the Hug Bug (Hug Bug), the Hug Bug (Hug Bug), the Hug Bug, never know where it's hiding"...
- What does a bug look like? - Six legs, 4 wings, antennae. What has 8 legs?
- Related songs - "Four Hugs a Day", "My Bear Gruff", "Love Me For Who I Am", "Everyday Angel", "Snuggle with your Puppy".

#### **2. I AM A PIZZA**


- This is an excellent echo song and very easy to sing. Divide the group in two with one group

leading while the other group echoes. One child may want to be the leader.

- Once the children know the song in English, teach a verse in French (on 10 Carrot Diamond) or in Spanish (on Soy Una Pizza)
- Use a felt board with the pizza shape and add different toppings. Using a pizza box with a felt pizza inside, act out the song.
- The children can draw pizzas, putting on the toppings that they like. Change the words in the song to suit their toppings. "I am a Pizza...with lots of olives, some feta cheese"
- Make pizzas in class so that the children truly become a Pizza. (We are what we eat!)
- Change the word "Pizza" to "Sandwich", "Taco", "Guitar" etc. and create a new song (Zipper Method) "I'm a guitar, made of wood. When you strum me, I sound good..."
- Discuss what foods we need to make a pizza - flour, tomatoes, onions, green peppers.
- Lead into "The Garden Song", "Each of us is a Flower" or other growing songs.
- Once children learn the pattern of echoing, related songs and stories are : "Puddles", "Sasquatch", "Looking For Dracula" "I am a Bubble", "Little Sir Echo".

#### **3. IT'S A RAINY DAY**

- This song is very easy to sing and could be used to start each day.
- Teach the sign language for the different kinds of weather: rain, wind, fog, snow or sunshine. Substitute gesture if you are not sure of the signs.
- What is the weather today? Lead into a discussion of seasons and weather. "Where do frogs go when the weather is cold in winter?" They hibernate. "Where do birds go?" They migrate. Some animals change throughout the seasons. That's Metamorphosis! (Frogs and Butterflies)
- Use a scarf or ribbon wand to act out the weather - the movement of the wind, cover your eyes to make fog, make a zigzag for lightning. "It's a stormy day, lightning is flashing."
- Related songs: "Puddles" (dance with an umbrella or rain hat), "Hello Winter" (change hats for the changing seasons), "Stop and Listen" (make the sounds of the weather), "May There Always Be Sunshine", "Sing in the Spring", "Singin' in the Rain".



## PAGE 2 - SAMPLE LESSONS PLANS For Charlotte Diamonds Music

### 4. THE CAROUSEL AND MY FAVOURITE THINGS

- Use ribbon wands or scarves to follow the rhythm of the music. With a smaller scarf, the children can play “throw and catch” to themselves or with a partner.
- Draw a large circle for the carousel and then add on horses that the children have made.
- Form a circle in the room and have the children ride their imaginary horse around the Carousel, moving up and down to the music. One child can be the Carousel operator who starts the music and the imaginary Carousel.
- Make a list of your favourite things. Discuss how we all like **different** things. “What is your favourite colour?” “What is your favourite ice cream?”...favourite animal?
- “What favourite things do we **all** like?”
- Read the book, “My Favourite Things”. Make your own book of favourite things.
- Related songs: (All of these songs have 3/4, Waltz rhythm) “Fly High Unicorn”, “De Colores”, “My Bear Gruff”, “Donne-moi la main” (Give me your hand)

### 5. LA BAMBA

- Make simple percussion instruments - yogurt containers or film canisters, filled with pop corn kernels, macaroni or rice. Have only a small group play at one time so that the other children can listen. Can you identify a particular instrument?
- Create a simple dance or clapping pattern with the children. Have them work in pairs, then share their ideas with the group.
- Learn to sing the song in Spanish - teach only small sections at a time, using the “echo method” to introduce the words.
- Related songs: “Zulu Carol”, “All the Nation Like Banana”, “Feliz Navidad”, “Mi Caramelita”, “All Mixed Up”, “Skookumchuck”.

### 6. 10 CRUNCHY CARROTS

- Use your fingers as the carrots, making them disappear as you count down. Start with **five crunchy carrots**, if the children are very young.
- Use real carrots at snack time, putting the child’s name in the song as s/he chooses a carrot. The last carrot is shared between two children. Make music with “Crunches”. Compare the crunch of a carrot with a piece of celery or an apple.



- Discuss how carrots are grown, that they are a “root”. Discuss the difference between a potato (tuber), celery (stem), lettuce (leaves) and tomato (fruit). They all begin as tiny seeds. Plant some carrot seeds in a garden - and follow the growth of the plants.
- Other counting songs: “Five Little Sparrows”, “Four Hugs a Day”, “New Potato Polka”
- Related songs: “The Garden Song”, “Each of us is a Flower”

*Many more interesting teaching ideas for Charlotte’s songs are in her Music Books “Charlotte Diamond’s Musical Treasures” and “A World of Music”*  
© Charlotte Diamond Music

6251 Chatsworth Road, Richmond, B.C.  
CANADA  
Phone (604)274-8216  
Fax: (604) 274-8210  
Email: [hugbug@intergate.ca](mailto:hugbug@intergate.ca) Web Site:  
[www.charlottediamond.com](http://www.charlottediamond.com)

## Everyday Angel

By Charlotte Diamond

© Charlotte Diamond Music 1994 SOCAN

As recorded on "Diamonds and Daydreams"

### CHORUS

Be an Everyday Angel  
Help out in little ways  
Share your smile  
And make this a better day

Be an Everyday Angel  
Spread your wings  
Bringing your love to all that you touch  
Makes their hearts sing.

1.  
Each day has its problems  
Sometimes it's hard to take  
The world moves too fast  
From the moment that we awake  
But then there are Angels  
To see us through  
And the very best Angels with tiny wings  
Are me and you.

2.  
It isn't the biggest gift  
That brings the biggest smile  
But gentle memories  
That stay with us awhile  
Of times together  
Feeling close  
Sharing our dreams, sharing our fears,  
Sharing our hopes.

### CHORUS



## Leave the World a Little Better

By Charlotte Diamond

© Charlotte Diamond Music SOCAN 1997

As recorded on "Charlotte Diamond's World"

### CHORUS

Leave the world just a little bit better,  
A little better than it was,  
Leave the world just a little bit better,  
A little better than you found it  
When the sun came up.

1.  
I'm only one and we are two  
But there are others like me and you,  
Step by step and hand in hand  
We can help our land.

### CHORUS

2.  
If I listen to you and you listen, too  
Soon there'll be others like me and you,  
We know a word, it's called "Respect",  
Give what you expect.

### CHORUS - Variation

Leave the world just a little bit kinder,  
A little kinder than it was,  
Leave the world just a little bit kinder,  
A little kinder than you found it  
When the sun came up

3.  
If I smile at you and you smile, too  
Soon there'll be others like me and you,  
Let's send a giggle around the world  
To every boy and girl.

CHORUS – La, la, la ...  
Repeat Verse One

### CHORUS

### ALTERNATE VERSE

If I plant a tree and you do, too  
Soon there'll be others like me and you  
Tree by tree and stream by stream  
Help the earth stay green.

## Lucky Streak

By Tom Arntzen SOCAN 1988

As recorded on "Diamonds and Dragons"  
by Charlotte Diamond

### CHORUS

I got a smile on my face, shoes on my feet  
That's all I really need, I guess I got a  
Lucky Streak  
I got the sun pouring down, the birds  
sing so sweet  
That's all I really need, I guess I got a  
Lucky Streak.

1.  
I don't need any money to buy those  
fancy toys  
I'm satisfied with what I've got, I can still  
make lots of noise  
If I had a hundred dollars to spend just  
how I feel  
I'd give it to someone who needs it,  
someone not as lucky as me.

### CHORUS

I got a smile on my face, shoes on my feet  
That's all I really need, I guess I got a  
Lucky Streak  
I got the sun pouring down, the birds  
sing so sweet  
That's all I really need, I guess I got a  
Lucky Streak.

2.  
I'm glad to have the stars, shining down  
so bright  
I'm lucky to have the moon, to help me  
see at night  
When I stop to think, it adds up to a lot  
And makes me feel lucky, I'm happy with  
what I've got.

### CHORUS

I got a smile on my face, shoes on my feet  
That's all I really need, I guess I got a  
Lucky Streak  
I got the sun pouring down, the birds  
sing so sweet  
That's all I really need, I guess I got a  
Lucky Streak.





## THREE BOOKS A DAY

By Charlotte Diamond

© Charlotte Diamond Music SOCAN 2005

Based on "Four Hugs a Day" as recorded on "10 Carrot Diamond"

### Intro: (Spoken)

Nobody reads enough books a day  
'Cause the minimum number is three,  
We can read everywhere, on the floor, in a chair  
On a bus, there are stories to read.

### Chorus:

Three books a day, that's the minimum,  
Three books a day, not the maximum.  
Three books a day, that's the minimum,  
Three books a day, not the maximum.

Step One: Read a sign on the street,  
Step Two: On the foods that we eat,  
Step Three: In a comic book,  
Step Four: A recipe that we cook.

### Chorus

Step One: Read a book about whales,  
Step Two: Or a dragon's tale,  
Step Three: Solve a mystery,  
Step Four: Dive under the sea.

Don't forget, your Mama and Papa,  
Grandma and grandpa can read to you,  
too,  
Brothers and sister, aunts and uncles  
Have some fun; it's easy to do.

Let's read...  
One, Two, Three or more!  
Let's read ...  
One, Two, Three or more!

Let's read ... Chorus

Don't forget, you gotta read three books a day!

\*\* Inspired by Mem Fox from her book "Reading Magic"

"If every parent and every adult caring for a child read aloud a minimum of three stories a day to the children in their lives, we could probably wipe out illiteracy with one generation."

## HOW TO USE

### CHARLOTTE DIAMOND'S SONG CARDS (BIG BOOKS)

Song cards are proven, successful tools for use in early literacy programs, which introduce children to the love of reading. The words to each song are written on individual 11"x17" heavy card stock and are beautifully illustrated. The children listen to the words as they are sung by either a teacher or parent or played on a CD. As they do this, they follow the words on the song cards. Soon they are singing and reading! As children love to repeat a song that they love over and over, the vocabulary and sentence structure are reinforced.

### TO ASSEMBLE YOUR SONG CARDS (BIG BOOKS)

Colour the pages using washable, coloured felt markers. Use thin tipped for more detail. For example, Crayola – Washable Markers

Then laminate the pages. Using an individual hole punch, make two holes at the bottom of the pages – about four inches in from the sides and ¾ inch from the bottom. Then insert two metal rings that will hold the pages together.

When reading with the children, the pages flip forward and down as you read. Draw attention to the pictures to help tell the story. Leave out a word at the end of a line so that the children learn to rhyme. Songs are great for providing lots of rhyming words!

Children will love to read the Song Cards (Big Books) to each other as they sit on the floor and turn the pages. Soon they will be making their own Big Books and writing their variations of my songs. The song is just the beginning!

Good luck! Enjoy "Shared Reading" and singing with your children.

"Three Books a Day, that's the minimum,  
Three Books a Day, not the maximum.

Don't forget to read at least "Three Books a Day"! Charlotte Diamond

**Please contact me for more information.**

And visit "Teacher's Corner" on my web site [www.charlottediamond.com](http://www.charlottediamond.com)


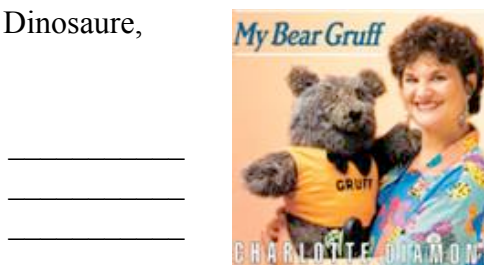

HUG BUG MUSIC  
6251 Chatsworth Road, Richmond, B.C.  
Canada V7C 3S4  
Phone: 604-274-8216 Fax: 604-274-8210  
Email: [hugbug@intergate.ca](mailto:hugbug@intergate.ca)



# CHARLOTTE DIAMOND

**MUSIC SONG CARDS** – (11" x 17" Big Books) \$12.00 each

Quantity	*Available in French	Recorded on	Puppets
_____	I am a Pizza *	10 Carrot Diamond	_____ Pizza Puppet (\$30.00)
_____	Octopus – Slippery Fish *	10 Carrot Diamond	_____ Octopus Puppet (\$30.00)
_____	I Wanna Be a Dog	10 Carrot Diamond	_____ 10 Crunchy Carrots (\$35.00)
_____	Looking for Dracula	10 Carrot Diamond	_____ <b>NEW!</b> Flower Puppet (\$35.00)
_____	10 Crunchy Carrots	10 Carrot Diamond	
_____	Each of Us is a Flower *	10 Carrot Diamond	
_____	Four Hugs a Day *	10 Carrot Diamond	
_____	My Bear Gruff	My Bear Gruff	
_____	Puddles	My Bear Gruff	
_____	Listen To The Water	My Bear Gruff	
_____	Five Little Sparrows	My Bear Gruff	
_____	It's a Rainy Day *	My Bear Gruff	
_____	Dicky, Dicky Dinosaur *	Diamonds and Dragons	
_____	Slimey the Slug	Diamonds and Dragons	
_____	Lucky Streak	Diamonds and Dragons	
_____	Boa Constrictor	Diamond in the Rough	
_____	Hug Bug *	Diamond in the Rough	
_____	Metamorphosis	Diamond in the Rough	
_____	What Kind of Tree	Diamond in the Rough	
_____	Are You?	Diamond in the Rough	
_____	Hush Little Baby	Diamonds and Daydreams	
_____	I am a Bubble *	Charlotte Diamond's World	
_____	Splishin' and Splashin'	Charlotte Diamond's World	



\* **8 Titles in French:** Je suis une pizza, La belle pieuvre, Embrasse quatre fois, Nous sommes tous comme les fleurs, Aujourd'hui, il pleut, Di, Di, Dinosaur, Le Hug Bug, Je suis une bulle.

\_\_\_\_\_ Song cards @ \$12.00 each  
 \_\_\_\_\_ Octopus/Pizza Puppets @ \$30.00 each  
 \_\_\_\_\_ Carrot / Flower Puppet @ \$35.00 each  
 \_\_\_\_\_ Shipping \$8.00  
 \_\_\_\_\_ **Total**

**Master Card & Visa Accepted**

## HUG BUG MUSIC

6251 Chatsworth Road, Richmond, B.C. Canada V7C 3S4

Phone (604) 274-8216 Fax (604) 274-8210

Email: [orders@charlottediamond.com](mailto:orders@charlottediamond.com)

Website: [www.charlottediamond.com](http://www.charlottediamond.com)

Name \_\_\_\_\_

Address \_\_\_\_\_ Code \_\_\_\_\_

Phone \_\_\_\_\_ Email: \_\_\_\_\_

VISA or MASTERCARD # \_\_\_\_\_ Expiry Date \_\_\_\_\_